

SPC-DONE-WITH-U & STATUS CORRECTION COURSE SIGN UP

To Use as a Reference, Please Print This Out

I. CHOOSE THE RIGHT PRODUCT(S) FOR YOU:

OPTION 1: The SPC-DONE-W-U Service includes the *preparation* of all your necessary paperwork to make you a Private Citizen, American National, & Secured Party Creditor. This will establish your Treasury Appointments which are necessary and the foundation to discharge debts/court cases, also it sets up reservation of your rights with a binding fee schedule to all for violation of your natural human rights, including infringements of your liberty. This also trails you “hands on” how to set up trusts (as you will set one up) for asset protection. If you are able to fully protect the asset, there is no need to discharge as you can avoid the debt forever with no consequence. Therefore, for most, debt discharge is not necessary only in extreme circumstances. We will get you set up with private trust bank accounts and even able to put your wages in a trust, to protect from seizure or garnishment. From the feedback, we see that many learn more looking back on the end than is possible to describe. is ideal for someone who desires their SPC status to be done *with* them as quickly as possible, in as little as 4 weeks, and it will all be done correctly and completely the first time. With this option, you will be learning “hands on”, so you will physically print, sign, notarize, and mail yourself – but with our direction, guidance, and supervision. (Power of attorney is recommended for those with poor vision, technically disabled or blind, incarcerated, or very poor with details or computers).

You Sign, Notarize, and FULLY learn by doing your filing after we create all of your documents for you. You will be working with your Consultant who walks you through the process and reviews checks your paperwork every step of the way. The time frame to produce have your paperwork prepared and checked by three experts on our team, and assignment of a consultant to send the steps/instructions sent to you is **10-14 business days**. There are Six Steps in the entire SPC process including steps to adjusting and start operating “as an SPC” in your daily life (last step). At the discretion of your assigned consultant, you will be sent one step at a time, so that you can stay focused and walk through everything slowly and correctly. If you receive multiple steps in the beginning, we encourage you to “not jump ahead” because you might make a mistake and do things out of order. The Full hand-holding support and help included.

Our Most Popular Option – Recommended

Price: \$1700

Expedited: Add \$1000 extra & Receive your first step within 72-hours of signup completion. This turn around is for those who have waited long enough to do this process and do not want to wait 10-14 business days. ***Not Necessary Unless You Have a Super Time-Sensitive Emergency***

OPTION 2: The Status Correction Course (“SCC”) is lifetime membership to an evergrowing e-Library of video & live trainings. Tyler and other experts will train you on how to live *every aspect of your life as a Secured Party Creditor or as a Sovereign*, like how to deal with employment and taxes, how to record your newborn’s nativity not using a birth certificate, using trusts or businesses instead of your STRAWMAN for operating in commerce, how to get an American National passport, how to travel, how to be “Invisible”, what deleting your Strawman and Social # all together can do. Most importantly we break down every document in the SPC filing and explain in-depth every detail so that you learn and understand the process. Ideal for someone *not yet ready* to become an SPC just wanting to learn it first! This is not available ANYWHERE ELSE! Since we are always adding more content and it is quite laborious, the price increases by \$500 approximately twice every year. This is to sustain the promise that we will always add more content to it. Your fee includes a *lifetime membership*, which means you are grandfathered in! Several years from now, when the price is more like four or five thousand dollars, the price you paid for it will still entitle you to the same content. Consider yourself a “Founder” because your donations support what we do and fuel or expansion. We use the funds to work around the clock studying and researching or meeting with people, traveling to courts, etc, to examine people’s claims. We come back and tell you what is real and what is fiction or hype. Our goal is to share what will help you, and never hurt you. Many procedures have gotten people into trouble, and we explain and teach you how to spot those, very easily as well as outline each and every guru who has went to jail and

why their process was dangerous. So far the SCC is *35 hours of video training* but we are always adding more every month. All document templates for each topic are provided as well. You can learn to do your own SPC and also do it for others to generate an income, however you would have to have lot of patience to watch the tutorials on each one, and piece your own process together. Those wanting to be an SPC, looking to “get it done” as swiftly as possible are better suited for the previous SPCDNEWITHU Option above .

***Status Correction Course “Founding Member” which includes Lifetime Membership to Documents, Recorded Video Training, Weekly Audio Calls, and Live Interactive Q&A:
Donation: \$2000; Price Increases to \$2500 on/around November 1, 2017
You are always grandfathered in, meaning as the price increases 2 times every year, you still get a Lifetime Membership.***

OPTION 3: **BOTH** SPCDNEWU, & Status Correction Course Package provides the most empowering foundation to becoming a Secured Party Creditor and helping you reach your goals. This includes eligibility to our Inner Circle Membership, special invites and opportunities, text message personal announcements, and first dibs at exclusive and limited services and opportunities. This is for clients who are serious about attaining their goals and utilizing all of the best tools. For those who have the intention of joining the UCL team in the future, this is the first step on that path.

***For the Regular Donation of: \$3700; Buy both together before July 10, 2017 for only \$3,333.00
(save \$367 by buying together)***

II. APPLICATION/CONTRACT

Read, Print, and Fill Out form: <http://www.UnderstandContractLawAndYouWin.com>

Go to the WEBSITE and then Select either “SPCDNEWU” or “Status Correction Course” featured tabs.

Read and Scroll to Find and Review the Applications, all terms/conditions including: Mailing Address, Refund Policy, Client expectations, Guidelines on Sending Documents, and all details are included in each contract. This way nothing is misunderstood or misinterpreted. After reading them entirely, if you still have a question about the inclusion of a specific topic, training, or document, call us to ask us.

III. METHOD OF PAYMENT:

Payments must be in a form that keeps your donation private and confidential, *no bank checks or “to” and “from” will be accepted.*

- A) Cash (Federal Reserve Notes)
- B) Blank *Postal Money Order (“To” and “From” must be kept blank, with receipt at top **Not Removed** and **Not filled out with any names or addresses**).*

CASH INCENTIVE: Send full payment in Cash for the \$1500 and receive bonus one hour Consult with Tyler discussing any of the following:

- Acquaintanceship Conversation
- Business Partnerships/Working with UCL
- Technical Consultation on any process/law/procedure you need done or have questions about

SPCDNEWU/Status Correction Course Offer: Buy both items together in full with Cash for \$3000, we will provide you with the above plus *two 1-hour Consultations* with Tyler

For the above, retrieve your *Bonus Calls with Tyler* by dialing 505- 340-3632, extension 0 and ask for Tyler after your Signup is complete.

HOW TO INSURE YOUR PAYMENT IS A SURE THING:

- Protect the cash from possible weather/moisture damage by sealing tightly in ziplock bag inside envelope. If envelope gets lost with cash, we will still consider you “Paid in Full” and assume all risk, as long as you have receipt proving you properly addressed to us an envelope with USPS or FedEx Tracking showing such.
- It is easier for us to dispense our money to our team in cash, so this is why we prefer it.
- If you are uneasy about sending cash in the mail, you may choose to first send partial payment first and then 2 weeks into it as you see us processing your service, send the rest. Unlike some others floating around online, we are a legitimate & honest company been in operating over 5 years (since January 2012)!
- Please DO NOT send cell phone pics of your money.

IV. PUT THE APPLICATION ALONG WITH YOUR PAYMENT IN A SAFE PROTECTED SECURE ENVELOPE WITH TRACKING

- A) PRIORITY MAIL FLAT RATE AT POST OFFICE, OR
- B) FEDEX 2 OR 3 DAY (Some FedEx Locations are open 24 hrs) Please make sure there is *no signature required*.

V. DOWNLOAD AND GET YOUR FREE WWW.UNSEEN.IS ACCOUNT, THIS WILL ALLOW CONFIDENTIAL AND ENCRYPTED MESSAGING AS WELL AS FILE SHARING WITHOUT COMPROMISING YOUR PRIVATE INFORMATION.

[*SEE THE ATTACHED GUIDEBOOK FOR GETTING SET UP WITH UNSEEN*](#)

AND THEN INSTANT MESSAGE US ON UNSEEN, WITH A VERTICAL LIST OF THE FOLLOWING SIX ITEMS:

- A) Your Tracking Number for USPS/Fedex mailing
- B) Your Full Name
- C) Which product(s) you signed up for?
- D) Amount sent \$_____
- E) Payment Type: Cash / Blank Postal Money Order w/ Blank Receipt Attached (do not detach)
- F) Your Contact information: Phone Number, Email, Mailing Address
- G) Your Unseen ID

Send all payment information above to complete your sign up by messaging us on Unseen.

Or, if you do not receive a response by the end of the business day, you may text message 877-891-8384, or call our office 505-340-3632 x1. Please note our physical payment address is a mailbox, *and is not checked every single day as we are very busy*. We have also never lost a package or had any other discrepancies. For your convenience, we will not wait to physically pick up your package and will start your process before. If you followed all the instructions and have proof of mailing via the tracking number(s), then UCL will bear the entire responsibility of any lost or unrecoverable packages. Meaning, we will still provide you the product or service for the money you paid even if it got lost. Although this has never happened in almost six years, if it does we can surely afford to provide your service. *Your signup is complete and ready to move forward only when we receive all of the above payment information.*

For SPCDNEWU clients, please be sure to also gather and send to us:

- H) Your Birth Certificate or Certificate of Naturalization
- I) Your personalized 100% completed SPC DATA SHEET

We will start preparing your SPC paperwork, immediately upon you sending us the Nine Items listed above as (A) through (I) in an unseen message. Then, it will be 10-14 business days to receive “Step 1” from a consultant who will send you a Contact Request on Unseen. We can not begin any paperwork until all Nine Items are received in the manner required.

VI. IF YOU SELECTED THE SPCDNEWWITHU OPTION, ALSO NOW SEND US:

A) Certificate of Live Birth

Scan your BC (front & back) and save as a PDF labeled “Your Name BC” (Refer to Guidelines on Sending Documents in contract- no cell phone scans/pictures). Order your Birth Certificate Tutorial:

<http://understandcontractlawandyouwin.com/wp-content/uploads/2017/05/HOW-TO-ORDER-A-LONG-FORM-CERTIFICATE-OF-LIVE-BIRTH.pdf>

Send via Unseen (unseen.is) through “spcsignup” along with your SPC Form (below).

B) Secured Party Creditor Form

Download SPC Form <http://understandcontractlawandyouwin.com/wp-content/uploads/2017/01/Secured-Party-Creditor-Data-Input-Form-Please-re-Save-When-Done-to-YOUR-NAME-SPC-DATA-thanks-JAN-2017-Edited.ods> and if necessary, “enable macros” when opening and saving excel file.

Please thoroughly follow the specific instructions under each box and review after you are done before sending. This will allow us to get your process started and not waste additional time reaching out to you on something that was missed or not filled out correctly. We recommend you re-watch the “[WEBINAR REPLAY](#)” video on our website again while selecting this information with all careful considerations decided in the beginning.

After watching and studying the WEBINAR REPLAY more than once, and IF you require further assistance in selecting your trust data, you may also call and speak with a consultant for free if you need further clarification and assistance.

Please also make sure you are signed up and receiving our e-mail newsletters as these in-depth audio discussions go into great detail directly from Tyler and will most likely cover questions you have. You may sign up on our home page or anywhere on our website (green box).

- **Send Certificate of Live Birth (or Naturalization), Plus your personalized SPC EXCEL DATA FORM** to the user: “*spcsignup*” via CHAT on UNSEEN (unseen.is) (Please save and label appropriately for faster processing [i.e. John Doe Smith BC: See next page for reminders on signing and sending files when working with us).

Once it’s all sent, please wait up to 10-14 business days for your paperwork to be populated and checked for accuracy (done by three different people). This waiting period has officially begun once the Processing Department has those items above full and complete. Do not send crooked or cut off Birth Certificates, cell phone pictures, or anything else not up to our standards. Doing this right the first time will not only be appreciated by us, but will get your paperwork started much sooner and will start a good habit of following instructions, reviewing, and sending paperwork for each step of your SPC filing. Thank you for helping us streamline the process with less back and forth so that we can dedicate our one-on-one time on matters that are important to discuss! Your commitment to accuracy, double-checking, excellence, empowerment, and freedom will be remembered by our team.

GETTING ON UNSEEN

1. On your COMPUTER (not your phone), go to the internet browser (we suggest using Mozilla Firefox), type in www.Unseen.is

For the best user experience, we suggest using any browser *OTHER THAN Internet Explorer/MS Edge* (The best browser to use is *Mozilla Firefox as it has features to keep your searches and downloads more private*)

Use Firefox if Possible!

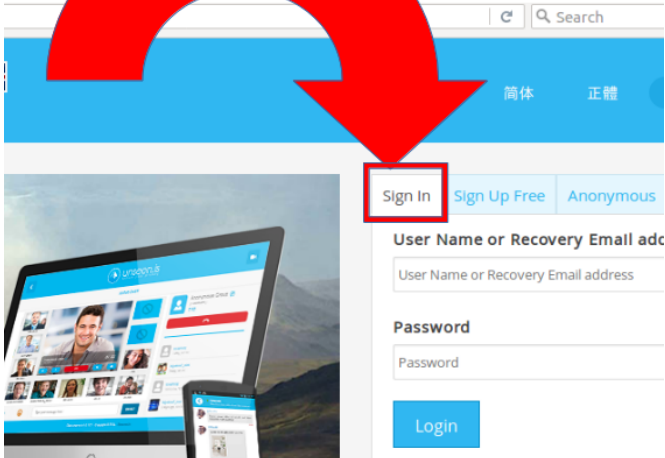


Portions copyright ©2012-2017 Unseen, ehf. Reykjavik, Iceland.
All Rights Reserved.

About Support Contact FAQ Blog Terms Privacy
3.7.9v (Beta 3 - 3 May 2017 - 22:00)

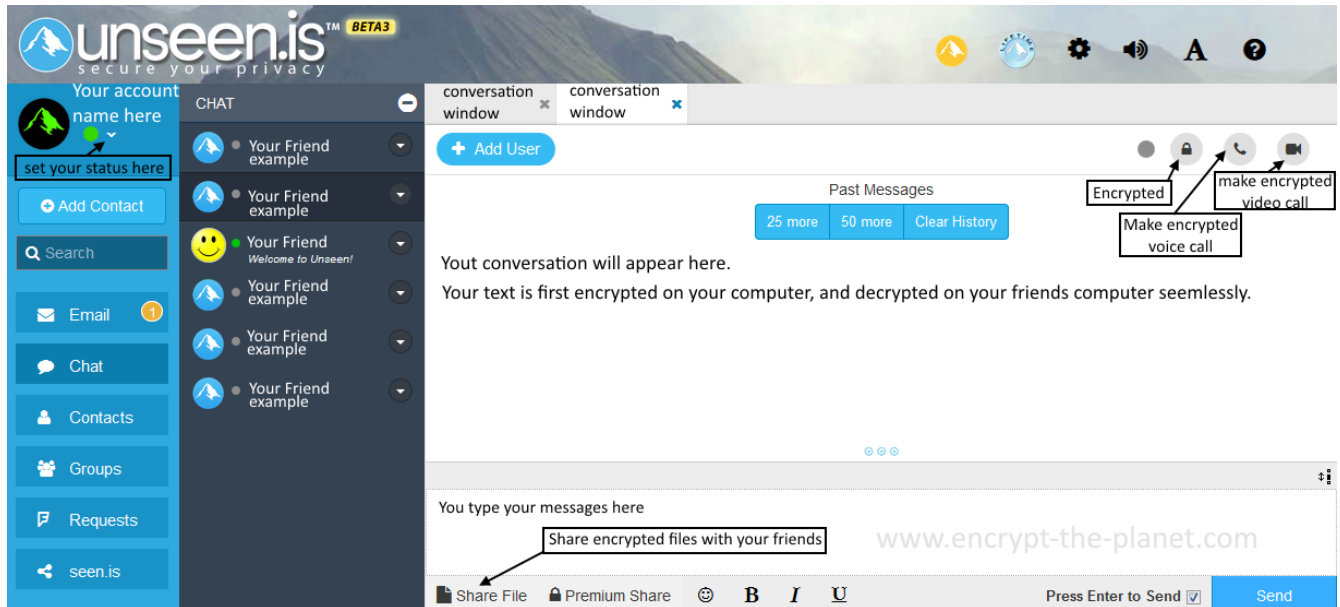
2. After Signing Up, Confirm your Account via the Email Address you just provided (“Recovery Email”). **Once** you are Confirmed as an Unseen user – go back to www.Unseen.is to SIGN IN with the username and password credentials that you just created, I recommend to SAVE YOURSELF AS LOGGED IN, but only if this is your personal computer. If you stay logged in, you will be notified when whoever your Consultant (Tyler, Ava, Patrick, etc) is available to answer your questions live.

There is **no need to “BUY NOW”** as you do not need the Premium features.



There is **no need to “DOWNLOAD”**, just visit unseen.is to access your dashboard from any computer in the world. You can communicate privately and securely from anywhere on the earth, just make sure to remember your password!

3. When you log in, your dashboard will look something like this:



As you can see by the arrows, you can instantly message your Contacts via “CHAT”, Share Encrypted Files, and even make encrypted audio or video calls.

To contact us (or other friends you make and invite to Unseen) you must send or receive a “Request” to add the Contact. After this, you should be able to locate them in your “Contacts” on the left blue bar. Once you have an active chat going, you can locate all chats in the “Chat” bar.

4. You can add other users, by sending them a Request to “add” you.

5. There is also an Email feature, but we choose not to use the email feature since it is much less secure. Unseen email is a much better option than using gmail, yahoo, hushmail, or aol, especially when the other user is also using their unseen email – but since all email goes through a third party (“server”) and allegedly encrypted, it is still not totally as private as sending a message that goes through no third-parties before reaching its intended recipient. **Instant Messaging (“CHAT”) with Unseen is directly peer-to-peer and encrypted and is super private.** If you send a message or file to the wrong party by mistake, or wish to change or erase what you sent, you can use the cursor over the text or file and click “x” and it will be erased. All messages that get too old (30 days) will be erased and unrecoverable, so make sure you save any notes or files about what you learn during your Chat. Most of our instructions will be sent via Files, for you to download and save to your computer. Please contact us via the CHAT and not the Email, unless making prior approved arrangements.

Unseen is a GREAT alternative to “Skype”, a device bought by Microsoft. Skype, which sold out to NSA mass surveillance spying at/around 2011, had similar features. All your chats, video calls, phone


calls via Skype are not private, they are saved and stored. See the movie from 2016 “Snowden” and tell others about it, it’s very revealing what levels of privacy intrusion are occurring to the American people.

6. Once you are Fully Familiar and Comfortable with the Unseen access through the internet browser, we also recommend accessing on your phone. The phone app for unseen does not support phone calling and it will be hard to access and edit large documents on your phone, so you’ll need to use computer for these features.



But the phone app is good for this reason: you can stay logged in 24/7 on your phone and send a chat message to us, to ask a question, or communicate with us, at any time and usually get an instant reply, or at least a swift reply.

The unseen app is like your private way to Text UCL through the phone app.



There are two main ways to download app’s on a phone. If your phone is an **Android device**, look for and then select the “Google Play” or “Play Store” icon. If your on an **iPhone**, look for the “App Store” or “Apple Store”. Don’t worry, the Unseen app is completely free of charge, so you don’t need to link any debit or credit cards to the app store.

Use the Search Feature in the App Store, just type in “Unseen”.

Look for the following White Mountain Icon:



Warning! There is another app that is ALSO called “Unseen” that has a logo with a guy with glasses and a hat. This is NOT the Unseen app we are looking for!


Downloading an app might take a few minutes, especially if in a bad signal area. Be patient and don’t do else for just a few minutes until it’s complete.



Once you downloaded the app, then you want to check if it needs an update in the section of our phone where it alerts you of updates. Or you can do this later; but just make sure you continually and regularly update any new versions as updates patch any security flaws to continually make it more secure.

Now Sign In with your unseen.is user and password credentials on your phone. If successful, you will see your contact list to message with. Click around to get familiar with the dashboard/interface...and send us a message (spcsignup) when you are successful!

7. As for Computers to Use, we strongly suggest to **AVOID using Windows 8 or Windows 10**. Windows 10 admits that they save and transmit records of every computer file and keystroke, and send this to Microsoft and the N.S.A./CIA mass surveillance data collection. Windows 7 is the last known model before Microsoft partnered with the NSA/CIA to eavesdrop on every conversation in your living room and every keystroke you type.




Yes, it's true, we believe that both Wins 8 and 10, listen to you through the microphone, record what your doing on your screen, and then send realtime transcripts to Microsoft/NSA. Of course, they tell us it's "only" to it's commercial advertisers for consumer marketing data, but we should predict it's for mass government spying also. Actually, just read all the fine print that you agree & consent to when you install Windows. It's the same thing with Samsung TV's recording you all the time also. This all broke in the news in early 2017 due to NSA whistleblowers release dubbed "Vault 7" by Wikileaks. Check out www.wikileaks.org or go to Youtube and type in "wikileaks" to learn more.

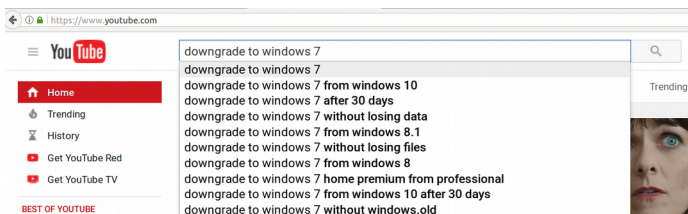
If you don't want your conversations recorded through your computer, **you Must Downgrade back to Windows 7 if you want to have at least basic privacy** – or, while your at it (or when you have time), learn about how to just get rid of Windows or Apple all together and switch to a *Linux* based Operating System.

8. Instructions for Downgrading your Computer Back to Windows 7:

Folks, there comes a point that we aren't going to do everything for you. If you can't figure out how to use a search engine to find answers, how can you figure out how to unravel the most masterful virtual full-proof enslavement game ever perpetuated on you and your family? Or to eliminate debt, defeat the banks, attorneys, and courts?



C'mon you can figure it out – you got this one. Try googling “downgrade to windows 7” and clicking on a few of the results, and/or go to Youtube and type the same or similar search terms, if you learn more easily by video tutorials. And if all else fails, I guess you can use google maps to locate a local computer repair store, and ask them to help you downgrade back from Wins 8 or 10, back to Windows 7 (and save all your data). Typical cost = \$200.



Other Tools We Recommend:

Advantages of using a Linux Operating System (OS):

- Linux is 100% free, the OS itself and all the programs and upgrades.
- Linux never slows down your computer over time.
- Linux does not have viruses, malware, trojans, or worms.
- Linux has more freedom, options, and userability.
- There are way less computer freezes or problems.
- Linux is free and not owned by anyone.
- Linux is by far a safer place to store your Bitcoin Wallets.
- Not created by sociopaths like Bill Gates who are out to vaccinate the entire earth with your money.
- You will NEVER meet a Linux user who regrets his decision to switch.

Instructions for Getting Linux on your System:

Use Search Engine or Youtube – we'll be adding our favorite links on this later.

If you are skilled at computers (or find someone local who is), you *can* backup your data, wipe out your computer, and re-start the system using Linux, with nothing to buy since Linux and all of it's upgrades and programs are free as nobody owns any of it, it belongs to the community.

Instructions for Buying a Linux Computer:

However, it is super convenient to purchase a new computer with Linux and most of the main programs already pre-installed on it. This is a good option if you were planning to upgrade to a faster and more secure computer soon *anyway*. The Best Place we have found to Buy a New Linux pre-installed Computer is: www.system76.com You can choose laptops AND towers, and you can build your own. Because they are better than any junk computer sold in retail, you will pay more because you pay for what you get – but I promise you over time you will pay less in repairs, frustration, and, perhaps stolen bitcoins if you use a bitcoin wallet. I have found the prices from \$600-\$1200 range (build your own) is well worth it. For a super performance machine, you could pay closer to two grand to get a powerhouse top of the line performing machine. This is especially recommended for computer geeks; somebody who requires a high performance computer for their career, art, or activist projects, or who just uses the computer more than 8 hours a day. Great company, and especially since it comes with the option of a warranty for repairs for 1, 2, or 3 years.

After Mailing Your Donation/Application:
(Print This Page for your Reference)

As soon as possible, please send us the following information **in One Complete Unseen Instant Message** to “**spsignup**”:

- a) Tracking # for USPS/FedEx/UPS envelope
- b) Your Full Name
- c) Which product(s) you signed up for?
- d) Payment Type: Cash/Blank Postal Money Order with
Blank Receipt Attached (do not detach)
- e) Amount Sent: \$ _____
- f) Your Contact Information: Phone Number,
Primary Email, Postal Mailing Address
- g) Your Unseen.is user ID

We ask that you ***DO NOT SEND PHOTOGRAPHS*** of money to us through email or text messaging.

We take all precautions to ensure your privacy and protect your information, which will always remain confidential. Please talk with us if you have any special concerns.