

# GETTING ON UNSEEN

1. On your COMPUTER (not your phone), go to the internet browser (we suggest using Mozilla Firefox), type in [www.Unseen.is](http://www.Unseen.is)

For the best user experience, we suggest using any browser *OTHER THAN Internet Explorer/MS Edge* (The best browser to use is *Mozilla Firefox as it has features to keep your searches and downloads more private*)

*Use Firefox if Possible!*



Portions copyright ©2012-2017 Unseen, ehf. Reykjavik, Iceland.  
All Rights Reserved.

About Support Contact FAQ Blog Terms Privacy  
3.7.9v (Beta 3 - 3 May 2017 - 22:00)

2. After Signing Up, Confirm your Account via the Email Address you just provided (“Recovery Email”). **Once** you are Confirmed as an Unseen user – go back to [www.Unseen.is](http://www.Unseen.is) to SIGN IN with the username and password credentials that you just created, I recommend to SAVE YOURSELF AS LOGGED IN, but only if this is your personal computer. If you stay logged in, you will be notified when whoever your Consultant (Tyler, Ava, Patrick, etc) is available to answer your questions live.

There is **no need to “BUY NOW”** as you do not need the Premium features.



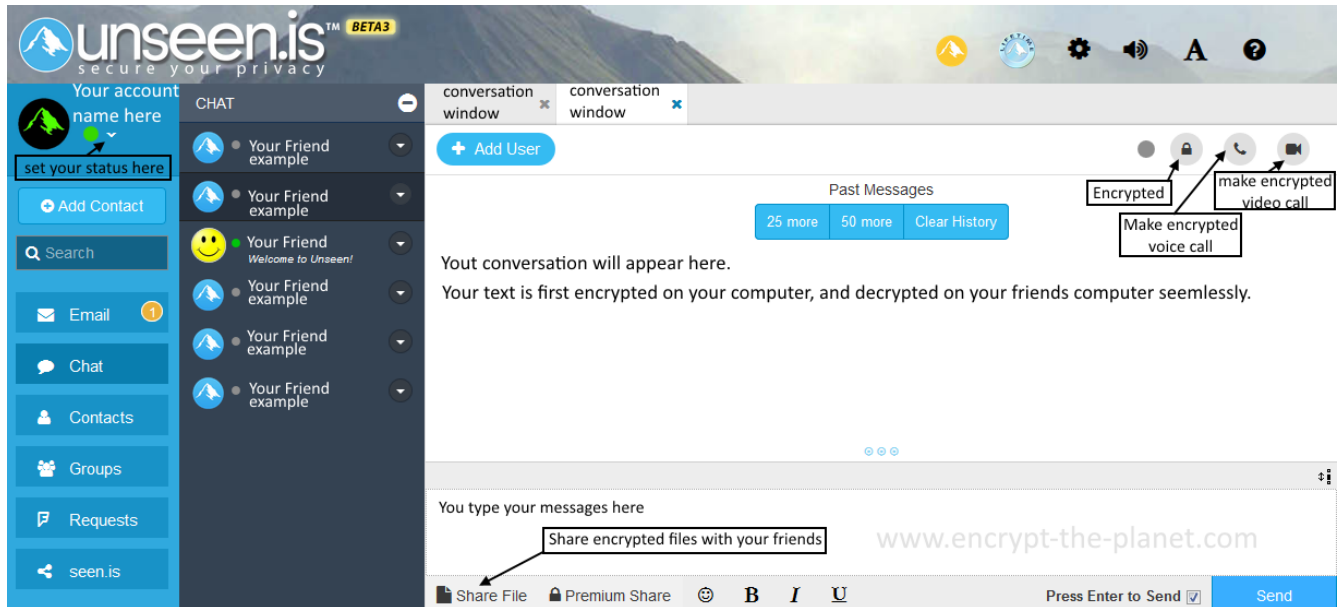
User Name or Recovery Email address  
User Name or Recovery Email address

Password  
Password

Login

There is **no need to “DOWNLOAD”**, just visit [unseen.is](https://unseen.is) to access your dashboard from any computer in the world. You can communicate privately and securely from anywhere on the earth, just make sure to remember your password!

3. When you log in, your dashboard will look something like this:



As you can see by the arrows, you can instantly message your Contacts via “CHAT”, Share Encrypted Files, and even make encrypted audio or video calls.

4. **To get connected with us on Unseen, follow these instructions:**

- Click "Add Contact" on the blue left sidebar.
- When a screen prompting you, click "Enter a username" and enter the username of the user.
- Hit ENTER on your keyboard; or click on the magnified glass to start to Search for that user.
- Give it a minute and results for users with similar user id's will come up.
- Decide which user is the correct user id out of all the options; and click on the precise user you are looking to add.
- Edit or use the default greeting asking the user to accept your request. The default greeting is: *"Hi [userid], please add me as a contact"*. Edit this to also explain who you are and you who spoke with at our company last. We will only add people that we are aware will be contact us such as clients or other people we personally invited, so please disclose who you are with your initial invite request.
- Click the blue "Send Requests" button. You will see a confirmation.

That's it. The next time the user is online or see your request, they will Add/Accept you and then you will both be on each other's Contacts. If you are messaging us and say you are, we will usually accept your request and send you a hello message within 24-48 hours. We will send you a brief message confirming we are now connected as friends/contacts on unseen. You can now send any questions/messages or files to us that we are expecting to review for you. You can send the files at any day or hour, even if we are not "online" with a green dot by our id.

Feel free to send any messages or files by clicking the username in your Contacts window, and then a Chat Window will pop up. We invite you to use Unseen in place (or instead) of using traditional e-mail for a more secure transmission of files and communications.

The username in your Contacts will have a green dot to the left of their user id, if the user is available live. If the user is "away" this will be yellow. If the user is logged out, this will be grey.

5. You can invite your friends or business partners to create unseen accounts for a more secure way of communicating, however remember that no form of technology is guaranteed as a perfect exception to surveillance/monitoring or recovery of data. At this time, we believe that Unseen *is more secure* than traditional email or file sharing methods, *as well as more secure phone calls*.

To use the phone feature, make sure your computer microphone works. All modern-day computers should have built in microphone as internal hardware. You can get also get an external microphone, or headset to talk into. An external headset or ipod/phone earbuds is useful and recommended for talking via the computer while preventing your family in the room near you from hearing the other caller and your entire conversation. Feel free to test out a phone call with us, and once you use it, now you can place encrypted phone calls to other unseen users you are contacts with. At this time, the phone calling feature does not work on the phone app but only through the computer.

6. Unseen also comes with an Email feature, but we choose not to use the email feature since it is much less secure than using the Chat feature. However, for contact with other people in your life, who wish to email with you, use of Unseen email is a much better option than using gmail, yahoo, hushmail, or aol, but is only secure/encrypted when both users is also using their unseen email to communicate with each other.

Since all email goes through a third party ("server") and allegedly encrypted, it is still not totally as private as sending a message that goes through no third-parties before reaching it's intended recipient. **Instant Messaging ("CHAT") with Unseen is directly peer-to-peer and encrypted and is super private.**

If you send a message or file to the wrong party by mistake, or wish to change or erase what you sent, you can use the cursor over the text or file and click "x" and it will be erased. After a few days, your chat messages and files sent/received will appear to disappear, but can be recovered on your end by clicking "25 more" or "50 more" under the "Past Messages" on the top of your Chat Window. If you you have sensitive conversations with a contact, you can choose periodically to click "Clear History" and your messages will be deleted forever. This is a good practice if you wish to secure the interception of your physical device (computer/laptop and/or phone) so that messages are not retrievable.

Most of our instructions will be sent via Files, for you to download and save to your computer. Please contact us via the CHAT and not the Email, unless making prior approved arrangements.


Unseen is a GREAT alternative to “Skype”, a device bought by Microsoft. Skype, which sold out to NSA mass surveillance spying at/around 2011, had similar features. All your chats, video calls, phone calls via Skype **are not private**; they are saved and stored. See the movie from 2016 “Snowden” and tell others about it; it’s very revealing what levels of privacy intrusion are occurring to the American people. There is no warrant necessary to monitor or spy on your email or phone conversations.

7. Once you are Fully Familiar and Comfortable with the Unseen access through the internet browser, we also recommend accessing on your phone. The phone app for unseen does not support phone calling and it will be hard to access and edit large documents on your phone, so you’ll need to use computer for these features.

But the phone app is good for this reason: you can stay logged in 24/7 on your phone and send a chat message to us, to ask a question, or communicate with us, at any time and usually get an instant reply, or at least a swift reply.



The unseen app is like your private way to Text UCL through the phone app.



**There are two main ways to download app’s on a phone.** If your phone is an **Android device**, look for and then select the “Google Play” or “Play Store” icon. If your on an **iPhone**, look for the “App Store” or “Apple Store”. Don’t worry, the Unseen app is completely free of charge, so you don’t need to link any debit or credit cards to the app store.


Use the Search Feature in the App Store, just type in “Unseen”.

**Look for the following White Mountain Icon:**



**Warning! There is another app that is ALSO called “Unseen” that has a logo with a guy with glasses and a hat. This is NOT the Unseen app we are looking for!**

Downloading an app might take a few minutes, especially if in a bad signal area. Be patient and don’t do else for just a few minutes until it’s complete.



Once you downloaded the app, then you want to check if it needs an update in the section of our phone where it alerts you of updates. Or you can do this later; but just make sure you continually and regularly update any new versions as updates patch any security flaws to continually make it more secure.

Now Sign In with your unseen.is user and password credentials on your phone. If successful, you will see your contact list to message with. Click around to get familiar with the dashboard/interface...and send us a message (spcsignup) when you are successful!

8. As for Computers to Use, we strongly suggest to **AVOID using Windows 8 or Windows 10.** Windows 10 admits that they save and transmit records of every computer file and keystroke, and send this to Microsoft and the N.S.A./CIA mass surveillance data collection. Windows 7 is the last known model before Microsoft partnered with the NSA/CIA to eavesdrop on every conversation in your living room and every keystroke you type.




Yes, it's true, we believe that both Wins 8 and 10, listen to you through the microphone, record what your doing on your screen, and then send realtime transcripts to Microsoft/NSA. Of course, they tell us it's "only" to it's commercial advertisers for consumer marketing data, but we should predict it's for mass government spying also. Actually, just read all the fine print that you agree & consent to when you install Windows. It's the same thing with Samsung TV's recording you all the time also. This all broke in the news in early 2017 due to NSA whistleblowers release dubbed "Vault 7" by Wikileaks. Check out [www.wikileaks.org](http://www.wikileaks.org) or go to Youtube and type in "wikileaks" to learn more.

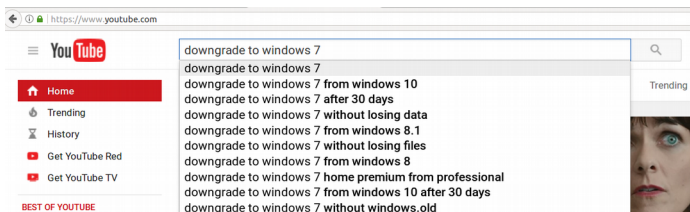
If you don't want your conversations recorded through your computer, **you Must Downgrade back to Windows 7 if you want to have at least basic privacy** – or, while your at it (or when you have time), learn about how to just get rid of Windows or Apple all together and switch to a *Linux* based Operating System.

### 9. Instructions for Downgrading your Computer Back to Windows 7:

Folks, there comes a point that we aren't going to do everything for you. If you can't figure out how to use a search engine to find answers, how can you figure out how to unravel the most masterful virtual full-proof enslavement game ever perpetuated on you and your family? Or to eliminate debt, defeat the banks, attorneys, and courts?



C'mon you can figure it out – you got this one. Try googling "downgrade to windows 7" and clicking on a few of the results, and/or go to Youtube and type the same or similar search terms, if you learn more easily by video tutorials. And if all else fails, I guess you can use google maps to locate a local computer repair store, and ask them to help you downgrade back from Wins 8 or 10, back to Windows 7 (and save all your data). Typical cost = \$200.



## **Other Tools We Recommend:**

### **Advantages of using a Linux Operating System (OS):**

- Linux is 100% free, the OS itself and all the programs and upgrades.
- Linux never slows down your computer over time.
- Linux does not have viruses, malware, trojans, or worms.
- Linux has more freedom, options, and userability.
- There are way less computer freezes or problems.
- Linux is free and not owned by anyone.
- Linux is by far a safer place to store your Bitcoin Wallets.
- Not created by sociopaths like Bill Gates who are out to vaccinate the entire earth with your money.
- You will NEVER meet a Linux user who regrets his decision to switch.

### **Instructions for Getting Linux on your System:**

Use Search Engine or Youtube – we'll be adding our favorite links on this later.

If you are skilled at computers (or find someone local who is), you *can* backup your data, wipe out your computer, and re-start the system using Linux, with nothing to buy since Linux and all of it's upgrades and programs are free as nobody owns any of it, it belongs to the community.

### **Instructions for Buying a Linux Computer:**

However, it is super convenient to purchase a new computer with Linux and most of the main programs already pre-installed on it. This is a good option if you were planning to upgrade to a faster and more secure computer soon *anyway*. The Best Place we have found to Buy a New Linux pre-installed Computer is: [www.system76.com](http://www.system76.com) You can choose laptops AND towers, and you can build your own. Because they are better than any junk computer sold in retail, you will pay more because you pay for what you get – but I promise you over time you will pay less in repairs, frustration, and, perhaps stolen bitcoins if you use a bitcoin wallet. I have found the prices from \$600-\$1200 range (build your own) is well worth it. For a super performance machine, you could pay closer to two grand to get a powerhouse top of the line performing machine. This is especially recommended for computer geeks; somebody who requires a high performance computer for their career, art, or activist projects, or who just uses the computer more than 8 hours a day. Great company, and especially since it comes with the option of a warranty for repairs for 1, 2, or 3 years.